



Tutorial of SameMovie HBOMax Video Downloader for Mac

Overview

- [Introduction](#)
- [Key Features](#)
- [System Requirements](#)

Purchase & Registration

- [Purchase License](#)
- [Registration Tips](#)

Installation & Interface

- [Installation](#)
- [Main Interface](#)
- [Menu](#)

Tutorials

- [Log in to HBO Max Account](#)
- [Customize the Output Settings](#)
- [Search for HBO Max Video](#)
- [Select Audio Track and Subtitle](#)
- [Download HBO Max Video](#)
- [Check Download History](#)

Technical Supports

- [Support](#)
- [Contact](#)



Overview

- [Introduction](#)
- [Key Features](#)
- [System Requirements](#)

Introduction

Thanks for using SameMovie HBOMax Video Downloader for Mac!

[SameMovie HBOMax Video Downloader for Mac](#) allows you to download any content from HBO Max for offline watching. It supports searching for videos simply by using video name, keywords or copy-pasting the URL from the HBO Max web player. SameMovie makes it easy for you to download HD videos and watch them on your Mac computers without an internet connection and the HBO Max app installed. Bundling a concise interface and a stunning collection of features, the software makes it a breeze to download movies & TV shows from HBO Max and share them with your family and friends.

Key Features

- Download HD HBO Max videos with one click.
- Save HBO Max videos as MP4 or MKV files.
- Offer super-fast download speed.
- Search the video easily by URL or keywords.
- Batch download a whole season of TV series.
- No disturbance from third-party ads.



Tutorial of SameMovie HBOMax Video Downloader for Mac

System Requirements

- macOS 10.15 or above
- 1GHz processor or above
- 512 megabytes (MB) or higher RAM
- 1024*768 resolution display or higher Monitor
- 1GB of available hard-disk space or higher



Purchase & Registration

- [Purchase SameMovie HBOMax Video Downloader for Mac](#)
- [Register SameMovie HBOMax Video Downloader for Mac](#)

Purchase SameMovie HBOMax Video Downloader for Mac

SameMovie offers three subscription plans: Monthly, Yearly, and Lifetime plans.

Quick Link: To purchase a license key for HBOMax Video Downloader for Mac, please visit [here](#).

1. Why should I buy SameMovie HBOMax Video Downloader?

SameMovie HBOMax Video Downloader is a shareware, and the trial version only allows you to download the first 5 minutes of each video in HD quality. To get the full video, please purchase a license. After the purchase, you will be provided with your Registration Email and Registration key which will unlock the trial version limitation.

2. What Benefits do we have after Registration?

- Unlimited use during the subscription period without any function restrictions.
- FREE upgrades to the latest versions of the same product.
- FREE technical support.

Register SameMovie HBOMax Video Downloader for Mac

Step 1: Run SameMovie HBOMax Video Downloader on PC. First you should click the **Menu** icon or the **Key** icon on the upper right, and then select **Register** option to register your program.

Step 2: Please fill in the blanks with the **Registration Email** and **Registration Code**. You can use keyboard shortcuts to copy (Ctrl+C) and paste (Ctrl+V) your license in the registration window.

Registration ✕

Please enter the registration information to upgrade trial version to registered version.

E-Mail:

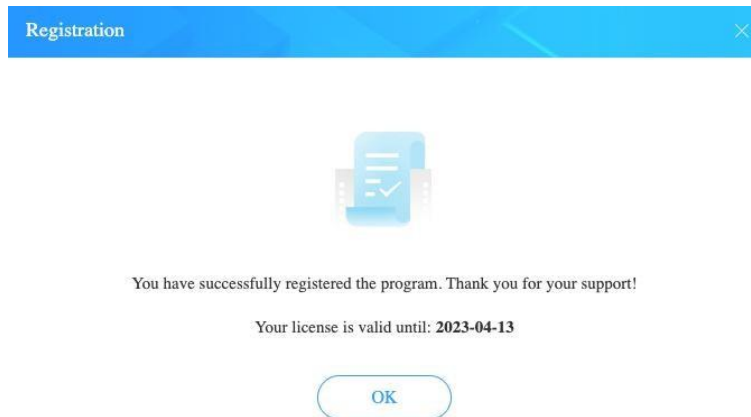
Code:

[Buy Now](#) [Free Trial](#) [Register](#)



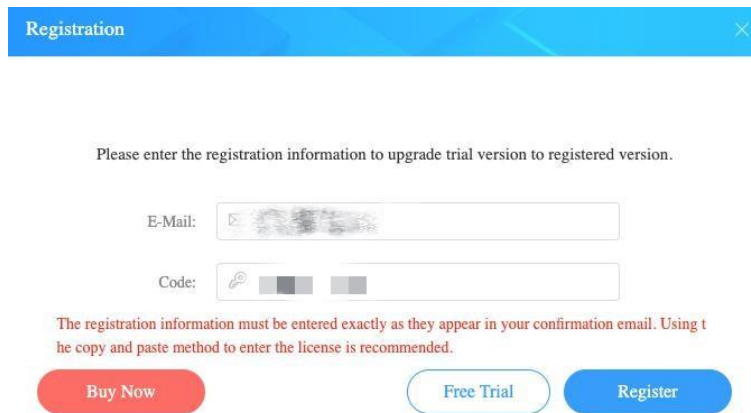
Tutorial of SameMovie HBOMax Video Downloader for Mac

Step 3: After finishing the Registration, the limitation of the trial version will be removed.



Notice:

1. Your computer should be connected with the Internet.
2. Make sure both the Registration Email and Registration key are provided by our company after you pay the registration fee. If you have not paid, please click **Buy Now** to purchase.
3. Please make sure Registration Email and Registration key you entered are both completely and correctly, if not, an error message will pop up as below:





Installation & Interface

- Installation
- Main Interface
- Menu

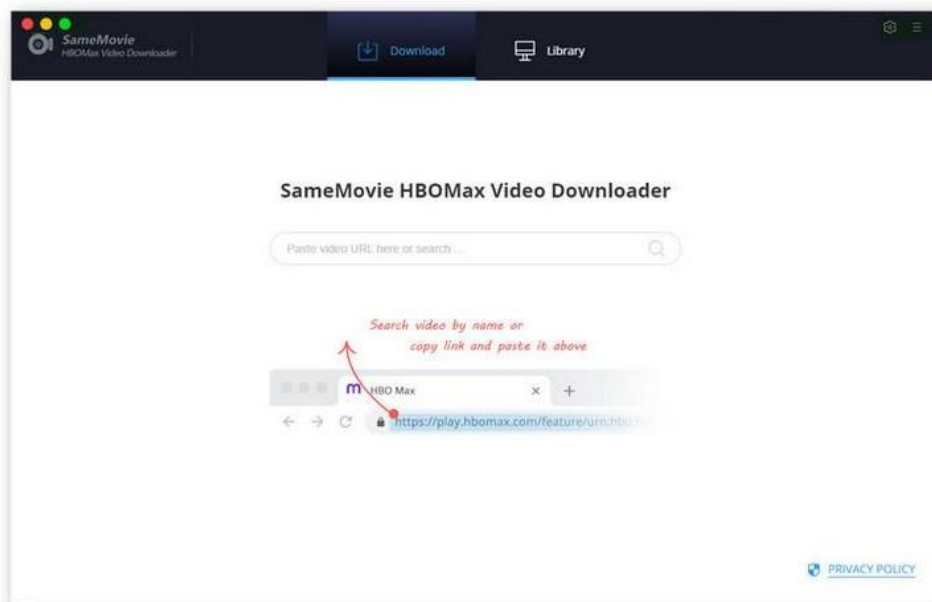
Installation

To install this product, please refer to the following steps:

1. Download the latest version of SameMovie HBOMax Video Downloader through [Download Center](#).
2. Double click the installation package of HBOMax Video Downloader for Mac to start installing the program on your computer. Then simply drag the SameMovie application's icon to your Applications folder.
3. Follow the instructions to finish the installation.

Main Interface

Launch SameMovie for Mac and you will see the main interface as below:

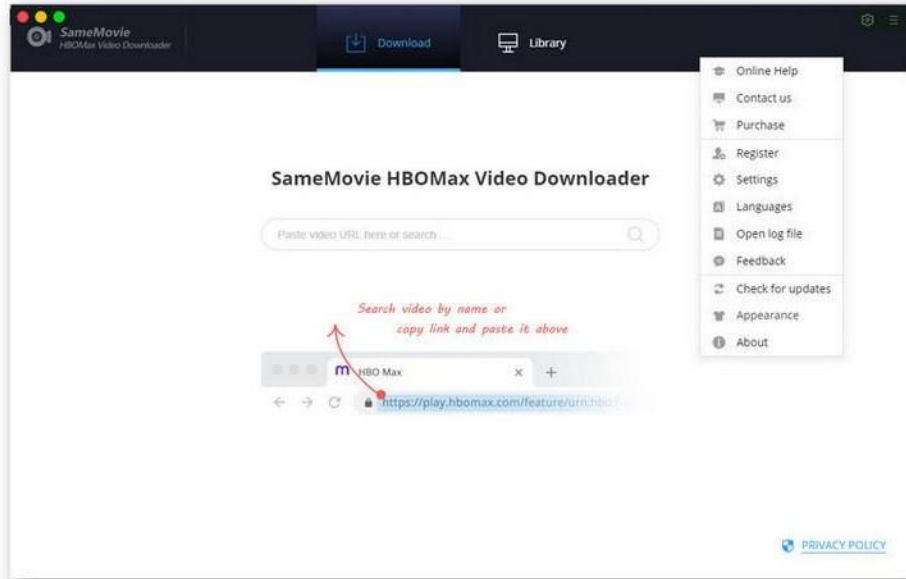




Tutorial of SameMovie HBOMax Video Downloader for Mac

Menu

Click the **Menu** button on the upper-right corner, and you will see a dialogue as below:



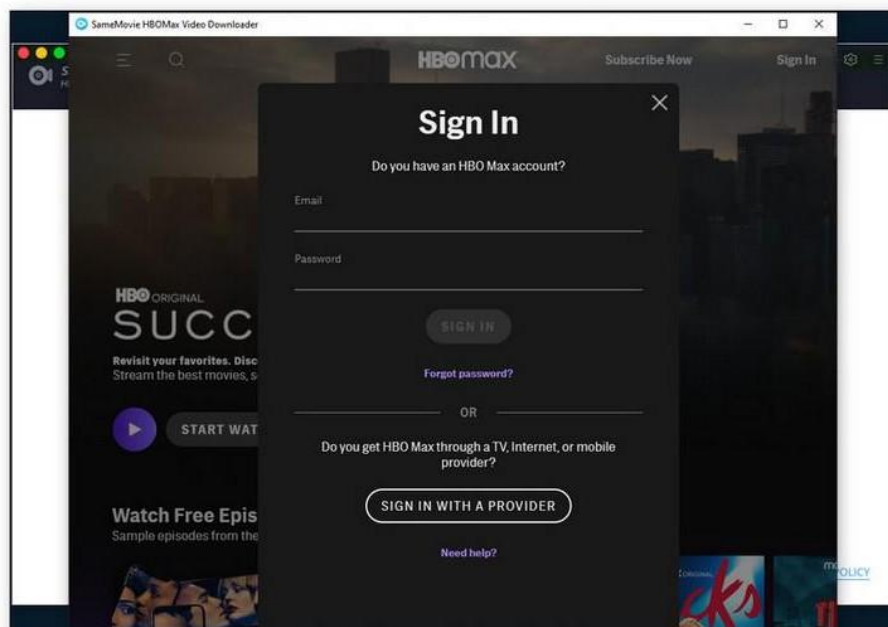


Tutorials

- Log in to HBO Max Account
- Customize the Output Settings
- Search for HBO Max Video
- Select Audio Track and Subtitle
- Download HBO Max Video
- Check Download History

Step 1: Log in to HBO Max Account

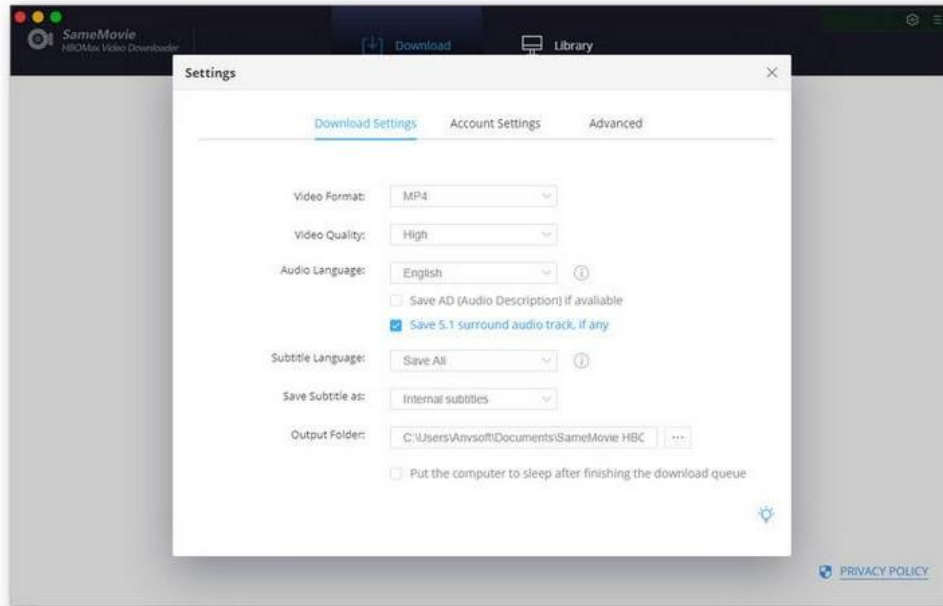
Launch SameMovie HBOMax Video Downloader on Mac, type any word in the search bar and press the "Enter" button. You will be asked to log in to HBO Max with your account.





Step 2: Customize the Output Settings

There is a "Settings" icon on the upper right corner, click it to customize the video format (MP4/MKV), video quality (High, Medium, Low), output path, the video's audio track, and subtitles, etc.

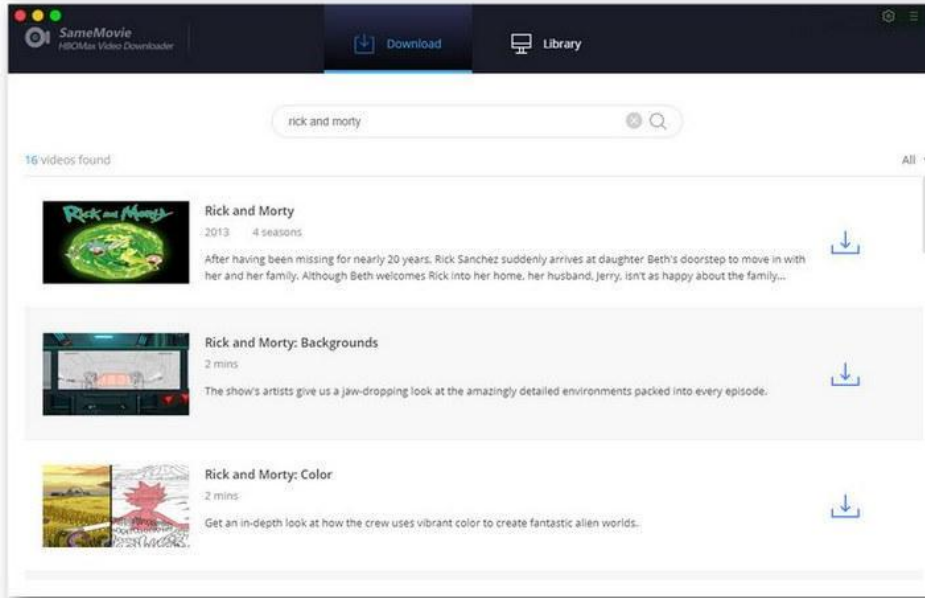


Step 3: Search for HBO Max Video

You can search videos by entering the video name or keywords to the search bar, or just copy the video's URL from the HBO Max web player and paste it into the search box. SameMovie will list the related videos at a fast speed.

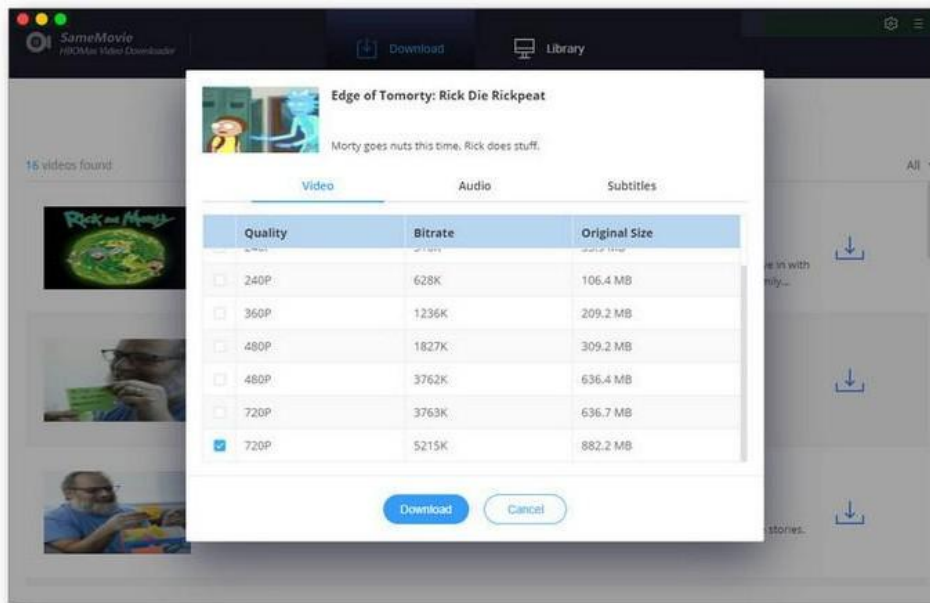


Tutorial of SameMovie HBOMax Video Downloader for Mac



Step 4: Select Audio Track and Subtitle

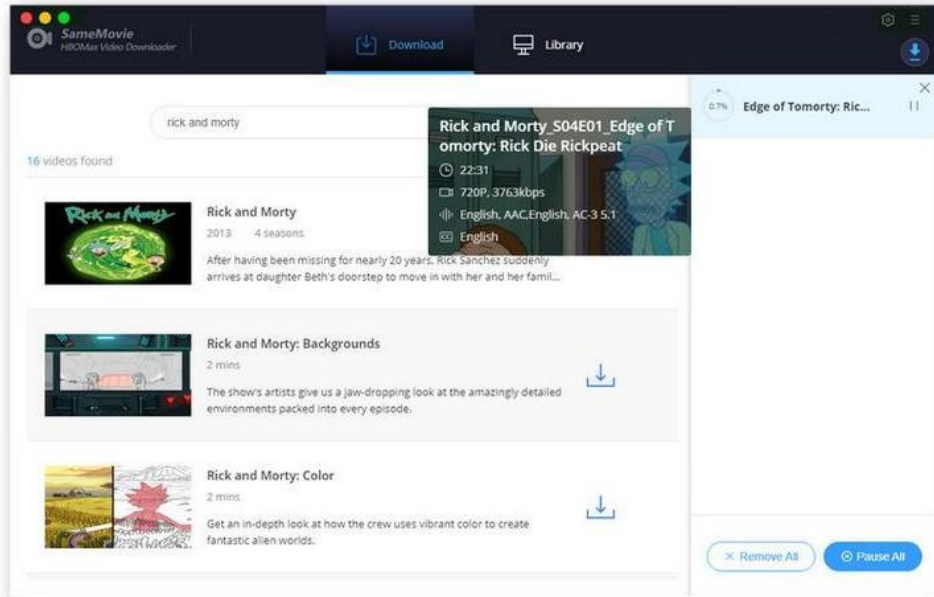
SameMovie offers the advanced download option that allows users to select specific video quality, audio tracks and subtitles. For movies, you will see the "Advanced Download" icon next to the "Download" icon. For TV shows, the "Advanced Download" button is shown on the bottom left of the pop-up window after clicking the download icon.





Step 5: Download HBO Max Video

After customizing the audio tracks and subtitles, directly click the "Download" button below. The video will be downloaded at a super-fast speed.

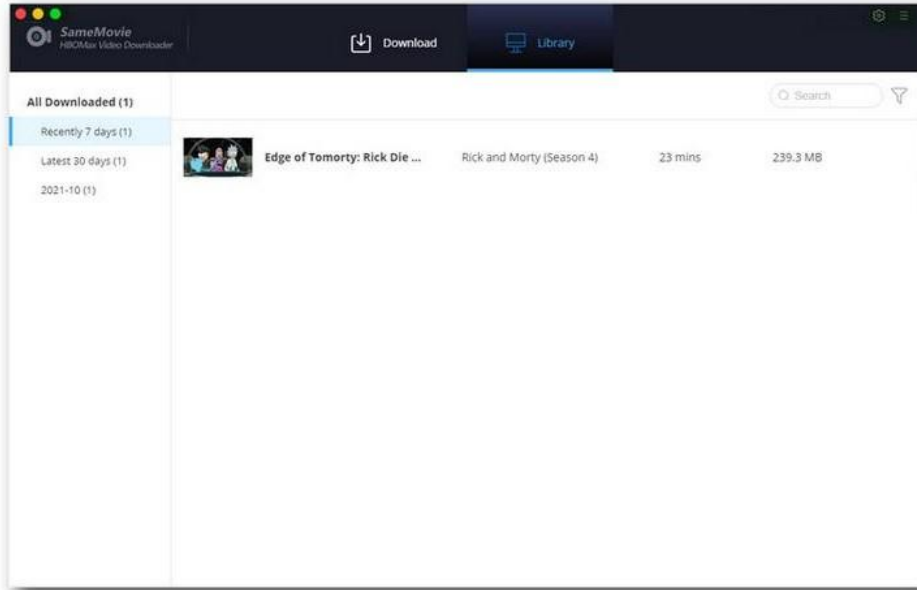


Step 6: Check Download History

Once the videos are downloaded, go to "Library" tab to find the downloaded videos from the local drive.



Tutorial of SameMovie HBOMax Video Downloader for Mac





Support & Contact

- [Support](#)
- [Contact](#)

Support

For more information, please visit SameMovie official website:

Home Page: <https://www.samemovie.com/>

Product Page: <https://www.samemovie.com/hbomax-video-downloader-for-mac.html>

If you have any problem, you may help yourself with SameMovie FAQ!

FAQ Page: <https://www.samemovie.com/faqs-hbomax-video-downloader.html>

Support Page: <https://www.samemovie.com/hbomax-video-downloader/online-help.html>

Contact

If you encounter any problems that you can't figure out, please contact SameMovie technical support team for further assistance. Technical support inquiry, suggestion, feedback, proposal, compliments, or criticism, are all welcome.

We are always ready to serve you with prompt and useful email support. From Monday to Friday, we will answer your emails within 24 hours. If you send emails during weekends, we will answer your questions on the next Monday.

Please allow time lag due to different time zones.

Support E-Mail: support@samemovie.com